

A Professional, Efficient Online Solution for Your Education Session and Conference Evaluations

Messaging and Registration System Integration, Customizable Session Evaluation Questionnaires, Pre-Formatted and Custom Reports plus CE Certificate Services

- ✓ Real-time, online session and speaker rating reports 24/7
- ✓ Automated delivery of speaker rating reports & CE certificates
- ✓ Online, on-demand, “self-serve” CE certificates
- ✓ Archived report and certificate batches downloaded to your computer
- ✓ Reduced staff work and costs compared to paper-based evaluations
- ✓ Professional education evaluation tools vs. generic survey software
- ✓ Auto detects and works with all major mobile devices
- ✓ A meeting-intelligent toolset that anticipates your needs

98% of our clients have renewed their licenses every year for the past 5 years.
Easy to Learn, Easy to Use – All Features at Your Fingertips – A Click or two and Done!

Overall Session/Speaker Ratings Report – 1 Click in Real Time - Available 24/7

| Session Evaluation | | Percent Favorable | |
|--|--------------|-------------------|--|
| Question | Count | Frequency | |
| The onsite program description accurately portrayed the content of the session. | 388 | 92.60% | |
| I obtained information and ideas that will be useful in my work. | 384 | 92.09% | |
| Handouts and resource materials were relevant and useful. | 363 | 94.53% | |
| Overall, I am satisfied with the learning experience I received from this session. | 387 | 92.14% | |
| Average | 380.5 | 92.84% | |

| Presenters Evaluation | | Percent Favorable | |
|---|---------------|-------------------|--|
| Question | Count | Frequency | |
| Presenter demonstrated subject matter expertise. | 690 | 97.05% | |
| Presenter engaged the audience. | 667 | 95.97% | |
| Presenter organized the session well. | 659 | 95.12% | |
| Presenter effectively used audio and visual aids. | 629 | 97.14% | |
| Average | 661.25 | 96.32% | |

Copyright © 2012 MeetingMetricsSM. All rights reserved

Speaker Rating Comparisons – 1 Click – Choice of Mean Average, % Fav, 100% Scale

| IMSA Education Congress - Education Session Evaluation Survey | | Report Run: February 05 2012 9:44 AM | |
|--|--|--------------------------------------|-------|
| Speakers High-Low | | | |
| Speaker | | Count | Score |
| Albert Griffin Stand Out In a Crowd of Competitors: Brand Yourself | | 14 | 99.5 |
| Eddie Miller, Ph.D. How to Increase Support for Your Work | | 8 | 96.75 |
| Drew Rodgers Advanced Solutions for International Meetings | | 10 | 96.25 |
| Ed Bergstrom From Turnover to Transformation | | 17 | 96 |
| Doug Hubbard Stand Out In a Crowd of Competitors: Brand Yourself | | 14 | 96 |
| Dell Brock, Ph.D. Designing Meetings with Impact | | 6 | 95.75 |
| Alice Davidson, Ph.D. Advanced Solutions for International Meetings | | 10 | 95.75 |
| John Stusher Designing Meetings with Impact | | 6 | 95.75 |
| Dick Levinson IMSA Development Primer | | 5 | 95 |
| Alicia Berger Web Wise: Search Engine Optimization (SEO) and Web 2.0 Tools | | 13 | 94.75 |
| Alice Miller Capital Campaigns: An Overview | | 4 | 93.75 |
| Ed Wicker From Turnover to Transformation | | 17 | 93.5 |
| Amy Arnold Best Practices for Storing and Tracking Donor Data | | 18 | 92.5 |
| Dina Malik Virtual Worlds Workshop | | 26 | 92.5 |

Individual Speaker Rating Reports – Delivered Individually or Auto-Batch and Send

| IMSA Education Congress - Education Session Evaluation Survey | | Report Run: February 05 2012 3:20 PM | |
|---|------------|--------------------------------------|--|
| Stand Out In a Crowd of Competitors: Brand Yourself | | | |
| Session Evaluation | | | |
| Question | | Overall Score | |
| | Population | Score | |
| The onsite program description accurately portrayed the content of the session. | 14 | 98.25 | |
| I obtained information and ideas that will be useful in my work. | 14 | 98.25 | |
| Handouts and resource materials were relevant and useful. | 14 | 98.25 | |
| Overall, I am satisfied with the learning experience I received from this session. | 14 | 98.25 | |
| Average | 14 | 98.25 | |
| Albert Griffin | | | |
| Question | | Overall Score | |
| | Population | Score | |
| Presenter demonstrated subject matter expertise. | 14 | 100 | |
| Presenter engaged the audience. | 14 | 100 | |
| Presenter organized the session well. | 14 | 100 | |
| Presenter effectively used audio and visual aids. | 14 | 98.25 | |
| Average | 14 | 99.56 | |
| Comments | | | |
| Comments: | | | |
| An excellent presentation. Although technical, it was presented in an understandable manner. | | | |
| For me, this was the most meaningful and revealing presentation at the conference (I went to all the Planned Giving sessions). | | | |
| Great information very useful | | | |
| Loved this session and the presenters. | | | |
| Outstanding presenters and presentation! | | | |
| To me this session was an incredible surprise! They made planned giving, one of things I don't really enjoy, interesting and engaging. I really like this approach and came back with many ideas I hope we can use to implement and grow our program. | | | |
| Again, two consummate professionals who did a great job and have challenged the rest of us to adapt best practices in our organizations. | | | |
| Both presenters were very knowledgeable. Charts were somewhat complicated but E. Thompson spoke well and gave us some great ideas. That session energized me to go and do my work. | | | |

Customized CE certificates – Auto-Deliver in Batches or On-demand by Attendees

“Get My Certificate” On-demand Link - in Survey Messages and on Thank You Page

To access your CE certificate we have included a link below for your convenience:

[Get my certificate](#)

Thank you for participating in this important survey.

To access your CME certificate, click on the link below.

[Get My CE Certificate](#)


Customized, Personalized CE Certificate – Includes Sessions Earned Credits and Totals

Certificate Preview - Adrienne White

Dear Adrienne White, MD

Please find your certificate for the UCNV's Topics in Emergency Medicine course below. We have also attached a pdf version for your convenience.

UCNV Office of Continuing Medical Education



Office of Continuing Medical Education
School Of Medicine
University of California Nirvana
ACCME Provider Number 0000912
Nirvana, California
(415) 976-6928
www.cma.ucnv.edu

Certificate of Credit

This is to certify that
Adrienne White, MD
has participated in:

**MEM11001 TOPICS IN EMERGENCY MEDICINE
November 8-11, 2011
InterContinental Mark Hopkins Hotel**

This CME activity is approved for a maximum of **25 AMA PRA Category 1 Credit(s)**.™

I have earned **25.0** credits.

Implications of Healthcare Reform on EM
Monday, November 8, 2010
Credit hours: 1

Indiana Jones and the Search for the Occult Fracture (T)
Monday, November 8, 2010
Credit hours: 1

Neonatal Resuscitation
Monday, November 8, 2010
Credit hours: 1

Ocular Soft Tissue Injuries (T)
Monday, November 8, 2010
Credit hours: 1

Pulmonary Embolism (P)
Monday, November 8, 2010
Credit hours: 1

Puttin' on the Boots - Getting Sued - Inevitable?
Monday, November 8, 2010
Credit hours: 1

Trauma In the Elderly (T)
Monday, November 8, 2010
Credit hours: 1

Diabetic Emergencies
Tuesday, November 9, 2010
Credit hours: 1

Multiple CE Certificates from a Variety of Accrediting Agencies for the Same Session Auto-Produced and Auto-Delivered in Batches to Attendees – in Minutes

The Session Report Table is part of a larger set of session tables that show each attendee's earned credits from each of the accrediting agencies giving CE credits for the session. Attendee CE certificates for each agency's credits for all sessions are produced in batches and delivered automatically to each attendee.

| 2011 Quantitative Medical Breakthroughs Conference - Session Evaluation | | | | | | | | | | | | | Report Run: October 04 2011 12:56 PM | |
|--|-----------|----------|--------------------------|------|---------|-----|-------|------|----------|-------|-------|------|---------------------------------------|--|
| CE Credit Info | | | | | | | | | | | | | | |
| Display <input checked="" type="radio"/> By Session <input type="radio"/> By Invitee <input type="radio"/> Total Credits | | | | | | | | | | | | | Generate Certificates | |
| BTHA: Integrating evidence-based medicine and quality initiatives in to CPOE | | | | | | | | | | | | | | |
| Thursday, June 16, 2011 | | | | | | | | | | | | | | |
| First Name | Last Name | Email | NASBA | ACHE | Nursing | CME | AHRMM | ACPE | IABICERS | ASHRM | AHIMA | CPHQ | HRCI | |
| 1 | Ann | Smith | ann.smith@dkw.org | | | 1 | | | | | | | | |
| 2 | Agnes | Jones | ajones@xyzhealth.com | 1 | 1 | | | | | | | 1 | | |
| 3 | Robert | Kaplan | rkaplan@statemedical.org | | | | | | | | | | | |
| 4 | Edward | Mahoney | eddie@trees.org | | 1 | | | | | | | | | |
| 5 | Chris | Rox | crox@tophealth.com | | | | | | | | | | | |
| 6 | Dan | Gayle | dgayle@hhosp.org | | | | | | | | | | | |
| 7 | Mary | Cooper | mcooper@vth.org | 1 | | | | | | | | | | |
| 8 | Eileen | McDonald | em@caregroup.org | | | | | | | | | | | |
| Total Credit Hours: 11 | | | 0 | 3 | 6 | 0 | 0 | 0 | 0 | 0 | 0 | 2 | 0 | |
| | | | | | | | | | | | | | Total Overall Credit Hours: 11 | |

Many New Built-in Features Reduce or Eliminate Administrative Tasks

Help for Your Helpdesk - Automatic, online link retrieval from a website provides attendees 24/7 ability to retrieve their personalized survey links if lost or accidentally deleted; self-serve, on-demand CE certificates dramatically reduce administration time

Link-Enable for Integration with Registration Systems - Enables survey messages containing personalized MeetingMetrics survey links to be delivered from a registration system.

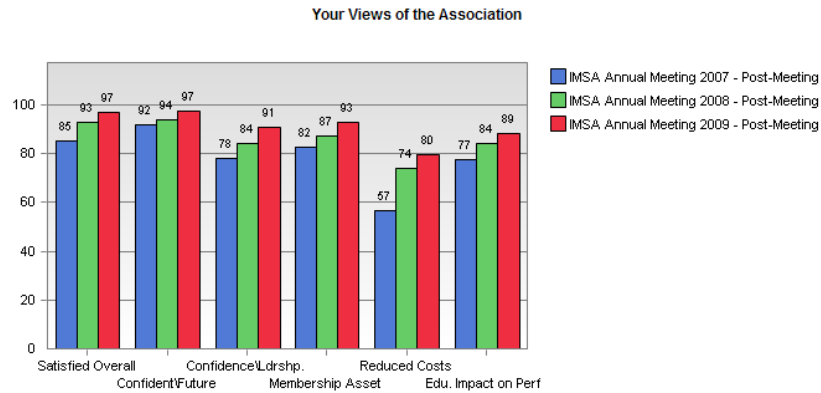
Double-Link Messages Reduce Number of Survey Reminders By 50%. From a single reminder message, attendees receive personalized links to access both education session evaluation and post-meeting questionnaires

“Double-Header” Combination of Post-conference and Session Evaluations - Provides a seamless experience for participants using a single link for access to both surveys, and **MySessions** displays only the sessions attended by the individual attendee for their evaluation

Multi-Year and Multi-Meeting Benchmark Tracking – Available in Enterprise-level Reports

Establish benchmarks, track meeting results and analyze meeting effectiveness over time both overall and for demographic segments. Compare differences between population segments' survey results.

SMM programs can benefit by examining meeting portfolio results and effectiveness over time. Unique new EPI measures provide enriched strategic understanding of an individual meeting as well as a meeting portfolio's performance.

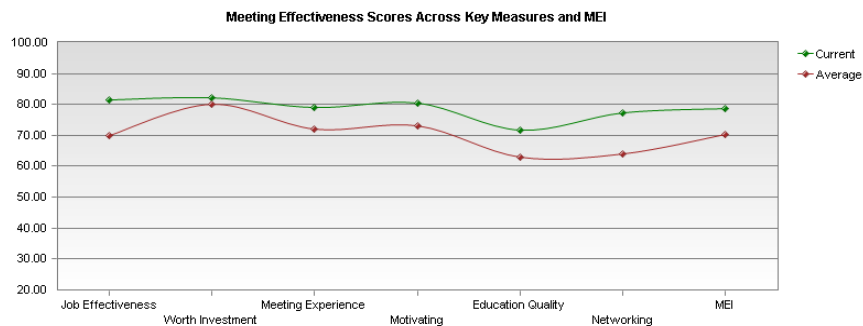


Track and Compare Key Performance Metrics for all Measured Meetings

Event Performance Indices (EPI) – New, Strategic Measures of Meeting Performance

Show meeting effectiveness, cost efficiency and overall meeting performance compared with the average meeting scores in our normative database.

With the six key EPI questions embedded in your post-conference survey plus automated production of your EPI report package, you can acquire a new strategic understanding of your meeting’s performance with amazing ease.



- 1. Meeting Effectiveness Index:** Measures your meeting’s success in delivering on its fundamentals; how it scores on each of the six dimensions of meeting effectiveness.
- 2. Meeting Efficiency Score:** Measures the cost of achieving your level of meeting effectiveness versus the average cost efficiency across the MeetingMetrics database. This index assigns a dollar value to each dimension of effectiveness generated by meeting.
- 3. Relative Effectiveness Score:** Measures the relationship between the actual effectiveness of your meeting and the expected effectiveness.
- 4. Effectiveness/Cost Ratio:** Examines meeting performance over time and is the index intended to be used with a portfolio of meetings.
- 5. Investment Net Worth:** Shows how much of your meeting investment (that is, your total cost) generated a positive return. A score of 100 percent, for example, would mean that every dollar spent on your meeting returned value.

Known By the Company We Keep

We are proud of our partnerships with professional organizations like MPI, PCMA, FICP, CIC, Reed Travel Exhibits, Freeman, CGI and the ROI Institute as well as the enduring relations that have developed over time with our clients.

PCMA and MPI have been using (and endorsing) MeetingMetrics evaluation solutions for their major member education events and programs for many years.

“MeetingMetrics software is extremely useful on so many levels. Meeting professionals will be freed from distributing paper-based surveys and receive immediate attendee feedback.”

**Deborah Sexton,
PCMA President and CEO**

“Makes everything so quick.. Generating session evaluation reports has always been a gigantic chore for me, but this is a whole new ball game. It's a breeze to get done, so much easier to analyze results and provide reports to everyone.”

**Graydon Dawson, PhD
Former MPI Director of Global Training Systems**

“Meeting Metrics was our winner of the WorldWide Technology Watch in 2008 and we proceeded to use their online evaluation surveys for our educational content during EIBTM 2009 -2012 as well as CIBTM, GIBTM and AIBTM. The system worked really well and we were very pleased with the response rates and results plus attendees could evaluate sessions during the event rather than just after and we were able to run full reports in real time with a single click.”

**Mandy Torrens
Head of Marketing and Buyer Programmes
Meetings Portfolio
Reed Travel Exhibitions**

“It's a great system. I have piloted it for the UCSF office of CME and also for the American College of Emergency Physicians scientific assembly. Reports are very well designed, and it is easy to obtain and manipulate the data. They provided fantastic service - To be honest, I haven't worked with any company that is as responsive as effectively and rapidly, not just for evaluations.’

**Jeffrey Tabas MD
Professor of Emergency Medicine
Office of Continuing Medical Education
UCSF School of Medicine**

For more information about MeetingMetrics, please visit us at www.meetingmetrics.com or to arrange an online demo, get a price quote or place an order, please call 212-426-2333 or email kerns@guidestarco.com